



Stemford
Futuristic School
Pre - Primary Wing

HOLIDAY



CLASS - U.K.G (2024-25)

Children are amazing...cherish them

They are believable...

trust them

They are childlike...

let them

They are energetic...

nourish them

Here now, be with them...

Innocent, delight in them... Magical, fly with them...

Let's indulge our children in some fun-loving and learning activities meant for children in vacation which are

specially designed to reinforce essential skills learnt at school and to help the students establish regular habits.

It's an opportunity for parents to be

part of their learning process.



Edit with WPS Office

Dear Parents,

We wish you and your child a very happy summer holiday. It's time to enjoy and create a bond with family, friends and relatives. To utilize this time in the most constructive way we have prepared Holiday Homework for the students on the principle of "learning by doing" for his/her holistic development.

Kindly ensure that the holiday homework is completed by the students under the guidance of the parents.

Physical Development

- * Take your child with you for morning/evening walk.

Language Development

- * Encourage your child to converse in English.



Dear Students

Here are few tips and ideas to bring a love of reading at home.

1. Let them hold the books as your read
2. Allow them to turn the pages
3. Invite them to read with you
4. Let them finish the sentence if reading with you
5. Encourage them to read the pictures and talk about them
6. Read the same 2-3 books every day for a week then switch
7. Allow them to choose books
8. Talk about the books after reading them

Let's make them independent :

1. Make bed
2. Take clothes to laundry area
3. Pick up toys
4. Feed pets
5. Match socks
6. Set table
7. Clean the place after meal
8. Pick up shoes and put them in rack

InShO



Portfolio



Paste Your Photograph here

Name -

Meaning of your name

Grade-

InshOt



Edit with WPS Office

EXPLORE NATURE

Let's explore nature by accompanying our grandparents/ parents to a morning/ evening walk and observe various animals, birds and plants.

- On the walk, collect dry leaves of varied shapes and be creative with them.
- Make a small nest with dry twigs, branches etc.
- Listen to the various sounds and chirping of birds and try to recognize them.



FAMILY BONDING TIME

Spend quality time with your family and help them to:

- Lay the table.
- Assist in kitchen.
- Learn 2 new indoor games.
- Use 3 magical words - Thank You, Please, Sorry.



VISIT TO A VILLAGE

Let's visit a village nearby and know about the roots of our countryside:

- Find out the crops that are grown.
- Sources of water used for cultivation.
- Make one related drawing on A4 sheet.



activity TIME

- **MAGIC COASTER**

Let's make a coaster with hand printing and get it laminated (size: 4"x4")



- **BIRD FEEDER**

To inculcate the habit of helping the birds around us, let's make a bird feeder with a waste water bottle.



- **FINGER PUPPETS**

It's time to be creative, have fun and to tell a story with self designed finger puppets.

- **ROCK PAINTING**

Let's collect small pebbles/ stones and paint them to give a vibrant look.



- **ADOPT A PLANT**

As we are growing up, so it's time to take up a responsibility. Let's adopt and take care of a plant and take it's before and after picture.



- **MAKE BOOKMARKS**

Let's read atleast two story books and make two bookmarks for them.



FUN ENGLISH

- **ENRICH YOUR VOCABULARY**

It's time to make a vocabulary file by using different vowels.
Eg. hot, hit, hut, hen, hat etc.

- **PICTURE READING**

Let's make a story from the given picture.



COMPLETE THE STORY
BY FILLING IN THE MISSING LETTERS

One day it was h__t. The
d__g was s__d. The c__t
was on the m__t. The
h__n saw a f__x. Help!
she cried. The dog and
the cat h__d in the
b__n. The hen hid in the
b__x. The fox fell in the
p__t. The s__n was hot.



Subject - English

Write the missing letters.



Match the pictures with correct beginning sound.



I



B



T



V



J




N



Hand writing

Write the cursive letters .

<i>A A A</i>	Join and colour the picture. 	<i>a a a</i>
<i>A A A</i>		<i>a a a</i>
<i>A A A</i>		<i>a a a</i>
<i>A A A A A</i>		<i>a a a a a</i>
<i>A A A A A</i>	<i>a a a a a</i>	
<i>A</i>	<i>a</i>	
<i>A</i>	<i>a</i>	
<i>A</i>	<i>a</i>	
<i>A</i>	<i>a</i>	

08:42



B b



Say, Trace, Write and Color

B B B B B B B B B B

B B B B B B B B B B

b b b b b b b b b b

b b b b b b b b b b

08:42



Edit with WPS Office

C c



cupcake

Trace and write the letters below:

C C C C C C C C C C

c c c c c c c c c c

C C C C C C C C C C

c c c c c c c c c c

C C C C C C C C C C

c c c c c c c c c c

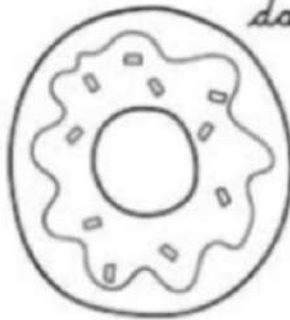
08:42



Edit with WPS Office

D

d



doughnut

Trace and write the letters below:

D D D D D D

D D D D D D

D D D D D D

d d d d d d d d

d d d d d d d d

d d d d d d d d

08:42



Edit with WPS Office

Learning Cursive Letters

E e

E E

E E

E E

E

E

e e

e e

e e

e

e



Learning Cursive Letters

F f

F F F F F F F F F F F F F F F F F

F F F F F F F F F F F F F F F F F

F F F F F F F F F F F F F F F F F

F

F

f f f f f f f f f f f f f f f f f

f f f f f f f f f f f f f f f f f

f f f f f f f f f f f f f f f f f

f

f



Gg



G G G G G

G

g g g g g

G

Gg Gg Gg Gg

Gg

11:34



Learning Cursive Letters

H h

H H H H H H H H H H H H H H H H

H H H H H H H H H H H H H H H H

H H H H H H H H H H H H H H H H

H

H

h h h h h h h h h h h h h h h h

h h h h h h h h h h h h h h h h

h h h h h h h h h h h h h h h h

h

h



Let's **DO** this!

- **READING TIME (ENGLISH)**

Read a newspaper, find out two and three letter words and cut and paste them in notebook.

- **DODGING (NUMBERS)**

Let's practice dodging (1-150): at least 4 times in notebook.

- **WHAT COMES AFTER (NUMBERS)**

Let's practice what comes after (1-150): at least 4 times in notebook.

- **TIME TO REVISE**

Topics done: 'Myself', 'My Family'



- **FUN WITH SHAPES**


Let's create a jungle scene with the help of shapes on A4 sheet.

RHYME TIME

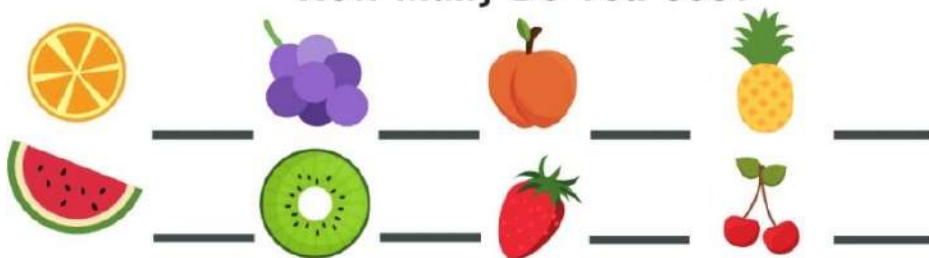
- Let's learn and recite all the rhymes done in the class.
- Note: Please learn one English/Hindi rhyme not from the syllabus for the Rhyme Recitation Competition after the summer vacation.



fun with NUMBERS



How Many Do You See?



Subject - Maths

Connect the dots from Numbers 1-40 and Colour the given Pictures



Edit with WPS Office

Count the fruits and circle the correct number.



16 18 14



13 14 15



13 12 14



15 14 16



Write the numbers name .

1	
2	
3	
4	
5	
6	
7	
8	
9	
10	



Numbers 1-50



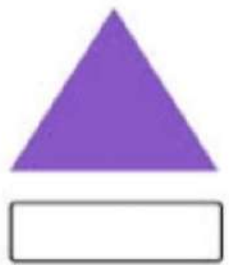
1	2	3	4	5	6	7	8	9	10
11	12	13	14	15	16	17	18	19	20
21	22	23	24	25	26	27	28	29	30
31	32	33	34	35	36	37	38	39	40
41	42	43	44	45	46	47	48	49	50

11:35



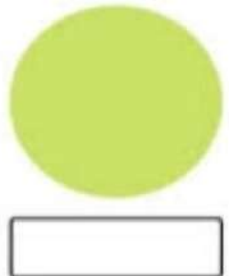



Fill in the boxes.

pentagon rectangle oval hexagon
octagon star triangle square circle



www.workbooksprint.com



InshO



Edit with WPS Office

विषय - हिंदी

चित्र देखकर सही अक्षर पर गोला लगाइए ।



क छ घ



ख थ ब



ट ग ज



घ ठ त



थ र च



ठ छ झ



झ त घ



ट ठ घ



र थ ढ



ट त ठ



थ ठ झ



घ ठ द



Edit with WPS Office

चित्रों को देखकर शब्दों को पूरा करें।



प



घ



ल



ब



ल



व



छ



ल



दो वर्णों वाले शब्दों को जोड़कर लिखिए ।

ग + ज =

द + स =

घ + र =

ध + न =

च + ल =

न + ल =

छ + त =

प + त्र =

ज + ग =

फ + ल =

श + क =

य + ज्ञ =

स + च =

र + थ =

ह + ल =

व + न =



तीन वर्णों वाले शब्दों को लिखिए ।

मटर भजन गरम चमक



Edit with WPS Office

Subject - E.V.S

Match the sense organs with the correct options.



Match the colour with the correct fish.

red



grey



yellow



purple



blue




green



orange




brown



Art and craft

Paste the pulses in the given picture .




InShO



Edit with WPS Office

Craft Fun - Origami Paper Pair Duck



Things Needed - Yellow Origami Sheet

Fevicol

Child friendly scissors

2 Toy Eye balls



Black sketch Pen



Edit with WPS Office

InshO

HOLIDAY JOURNAL

DATE: _____

The weather was...



I ate...



My favourite thing I did today...



Make drawings

HOLIDAY JOURNAL

DATE: _____

Vacation planning

I am going
to...



I am travelling by...



I am going
with...



I am staying in...



Make drawings



**May your summer vacation
be a time of relaxation, adventure,
and cherished memories that will
last a lifetime**

InShC



Edit with WPS Office



Edit with WPS Office