



SHEMFORD FUTURISTIC SCHOOL



HOLIDAY HOMEWORK



2024-25

CLASS -Nursery



HAVE LOTS OF FUN



Name _____ Class _____ Section _____

Dear Parents

Dear Parents,

We wish you and your child a very happy summer holiday. It's time to enjoy and create a bond with family, friends and relatives. To utilize this time in the most constructive way we have prepared Holiday Homework for the students on the principle of "learning by doing" for his/her holistic development.

Kindly ensure that the holiday homework is completed by the students under the guidance of the parents.

Physical Development

* Take your child with you for morning/evening walk.

Language Development

* Encourage your child to converse in English.




Dear Students,

Here are few tips and ideas to bring a love of reading at home.

1. Let them hold the books as you read
2. Allow them to turn the pages
3. Invite them to read with you
4. Let them finish the sentences if reading with you
5. Encourage them to read the pictures and talk about them
6. Read the same 2-3 books every day for a week then switch
7. Allow them to choose books
8. Designate a reading time where the whole family sits down to read
9. Talk about the books after reading them

Lets make them independent :

1. Make bed
2. Take clothes to laundry area
3. Pick up toys
4. Feed pets
5. Match socks
6. Set table
7. Clean the place after meal
8. Pick up shoes and put them in rack



Portfolio

Name - _____

Grade - _____

Activities Guidelines

What to do:

Language development

- Introduce different story books, picture books to your child and discuss the things seen in the pictures.
- Narrate simple stories to your child and help to recall some characters and incidents of the story by asking simple , relevant questions.
- Encourage your child to speak magic words like 'Thank you', 'Please', 'Excuse me' and 'Sorry'.

Social development

- Encourage your child to converse freely with parents and siblings.
- Encourage your child to help you in laying the table for dinner.
- Guide the child to keep his/her toys and belongings back in their place.
- Plant a garden of herbs and vegetables.
- Encourage him/her to make his/her own cold cereal.
- Arrange for pajama party at home.

The holiday homework activities are based on the theme:

"Me and My Family"

My family is special
Your family is too,
Mothers and fathers
And sisters and brothers,
Grandmas and grandpas
And so many others,
Our family is big
While another is small,
When we are together
Or far, far apart,
The people I love
Have a place in my heart.



Note for the parents:

1. Kindly take the printout of the shared PDF for holidays homework .
2. Complete the worksheets and paste/ draw them in the given page.
3. Parents are requested to guide their children while doing the work.



Cognitive development

EVS

➤ ➤ SUGGESTED ACTIVITIES

a) Exercise daily to keep yourself healthy and fit.


b) Play indoor games like: Ludo, Carrom , Dance, etc.

"Click pictures and paste in the black chart paper and attach it with the Holiday Homework".

Art and Craft

➤ Make a 'Family Wall Hanging' using waste material like tree twig, string, ice-cream sticks etc.

➤ Think of a new and creative idea.



➤ Good Habits and Good Manners

Good Habits and Good Manners are lifelong assets and Manners must be practiced until they become a habit.

➤ MANNERS:

At home:

- ❖ Help to keep the house clean especially the areas you use. Keep the toys, books or crafts after use at proper place.
- ❖ Honesty is the best policy. Tell the truth at all times.
- ❖ Be polite.
- ❖ Share the T.V. time. Do not sit too close while watching T. V.
- ❖ Be loving with your friends, brothers & sisters.
- ❖ Be responsible.

At the Dining table:

- ❖ Take small helping and refill, clean your plate up.
- ❖ Take small bites; eat neatly, slowly with your mouth closed.

In the park:

- ❖ Littering makes the park untidy.
- ❖ Destroying the plants or plucking the flowers will spoil the beauty.
- ❖ Wait for your turn on swing & slides.

➤ Hygiene:

- ❖ Brush your teeth twice a day.
- ❖ Trim your nails weekly.

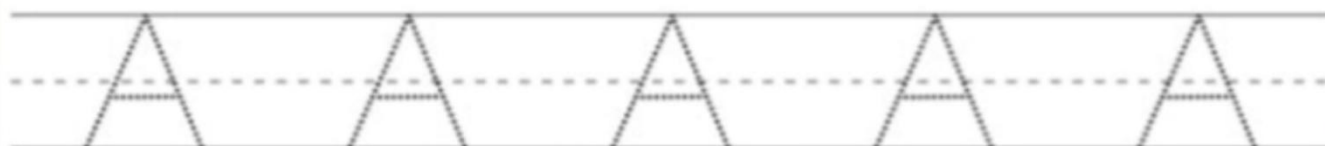
English
Handwriting skills



Apple



Ant



My name is

Grade.....



Ball Butterfly

B B B B B

B B B B B

B B B B B

B B B B B

B B B

My name is

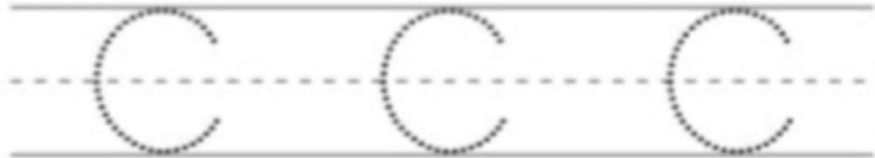
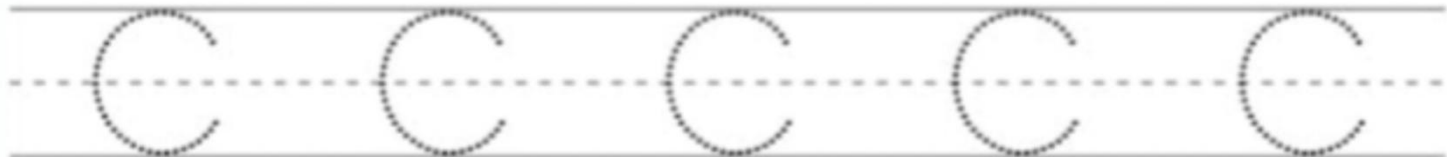
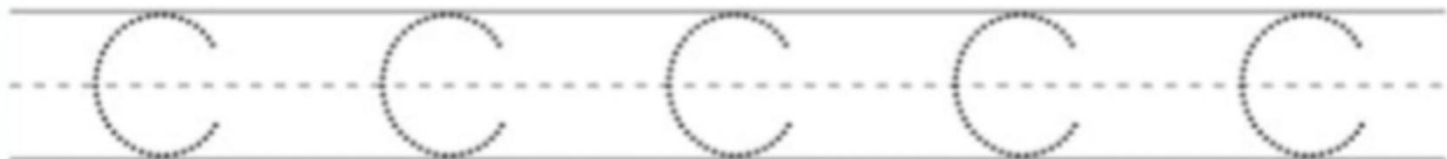
Grade.....



Car




Cup

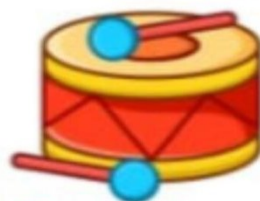


My name is

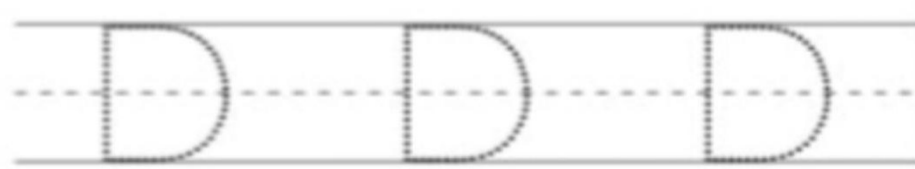
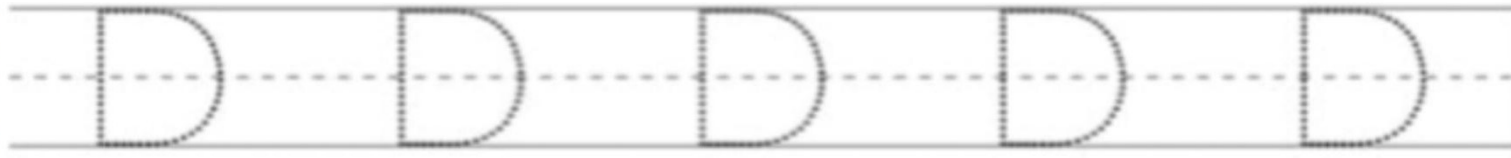
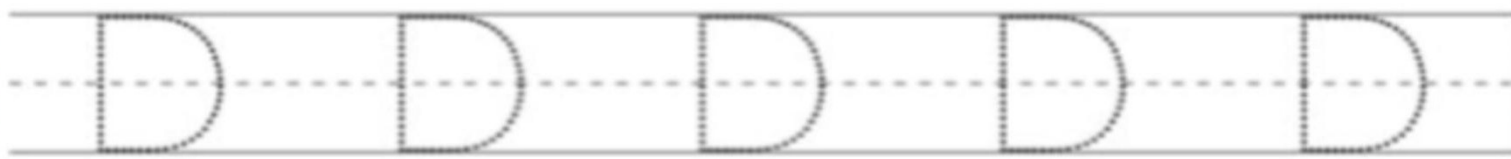
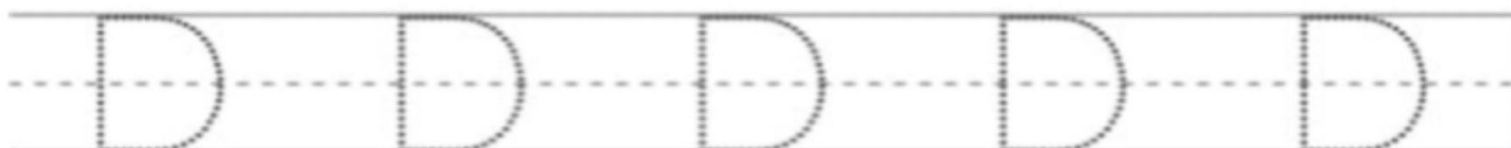
Grade.....



Duck



Drum



My name is


Grade.....



Elephant




Egg




My name is

Grade.....



Flower



Fish

				
--	---	---	--	---

				
---	--	--	---	--



				
--	---	---	--	---



				
--	---	---	--	---



			
---	--	---	---

My name is

Grade.....

Draw a line between each picture and the letter it begins with.

A




B



C



D




E



Hindi
Handwriting skills

NAME : _____

DATE : _____



अ अ अ अ अ अ अ अ

अ अ अ अ अ अ अ अ

अ अ अ अ अ अ अ अ

अ अ अ अ अ अ अ अ


अ अ अ अ अ अ अ अ

अ से अनार



NAME : _____

DATE : _____



आ आ आ आ आ आ आ आ

आ आ आ आ आ आ आ आ

आ आ आ आ आ आ आ आ

आ आ आ आ आ आ आ आ


आ आ आ आ आ आ आ आ

आ से आम



NAME : _____

DATE : _____



इ इ इ इ इ इ इ इ इ

इ इ इ इ इ इ इ इ इ

इ इ इ इ इ इ इ इ इ

इ इ इ इ इ इ इ इ इ

इ इ इ इ इ इ इ इ इ

इ से इमली



NAME : _____

DATE : _____



ई ई ई ई ई ई ई ई

ई ई ई ई ई ई ई ई

ई ई ई ई ई ई ई ई

ई ई ई ई ई ई ई ई

ई ई ई ई ई ई ई ई

ई से ईख



Maths
Handwriting skills

Trace the Number "1"

Name



One



Handwriting practice area consisting of multiple rows of horizontal lines. Each row includes a solid top line, a dashed midline, and a solid bottom line, with vertical dashed lines creating columns for writing practice.

Trace the Number " 2 "

Name

2
Two



Tracing practice area with multiple rows of dashed numbers '2' on lined paper. The first four rows each contain five dashed '2's. The fifth row contains four dashed '2's, and the sixth row contains three dashed '2's.

Trace the Number "3"

Name

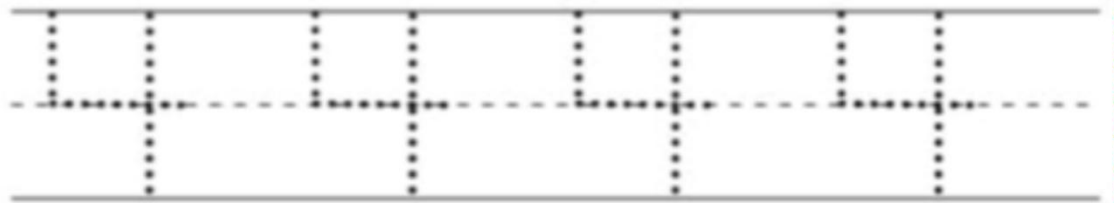
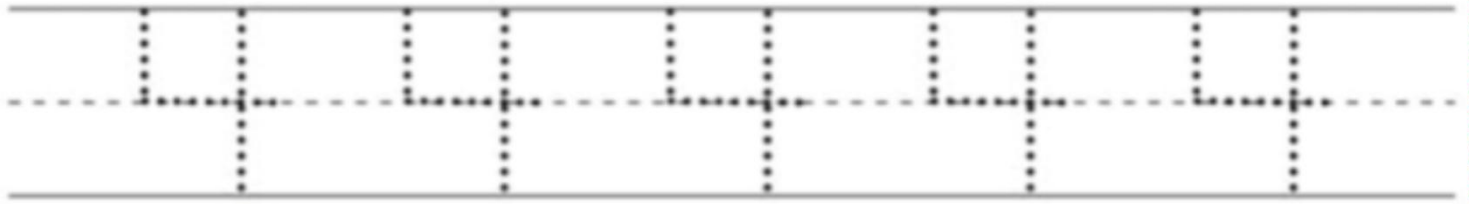
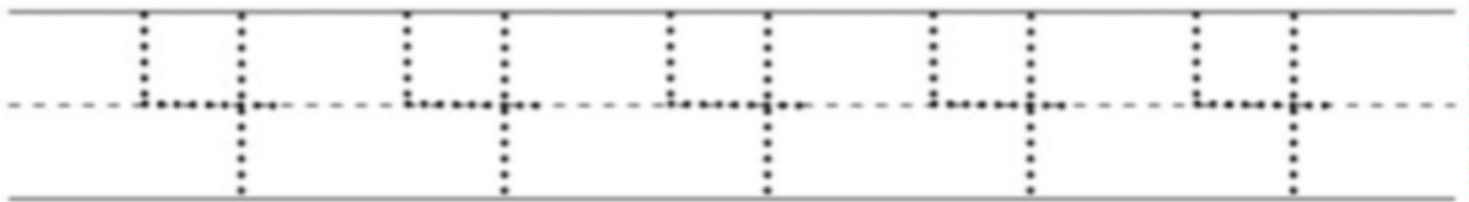
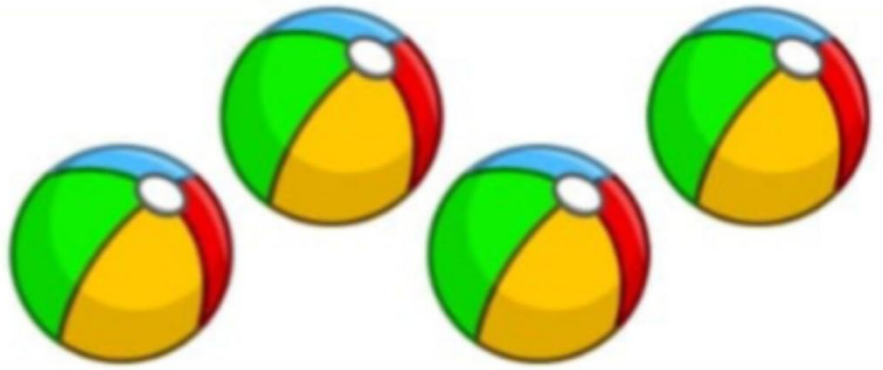
3



Three

Tracing practice area with seven rows of three-lined guides. Each row contains five dotted numbers '3' for tracing.

Name

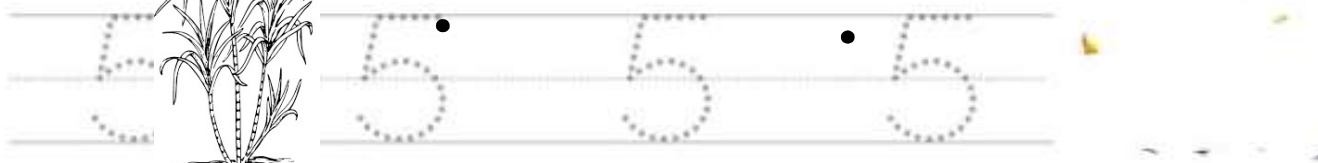

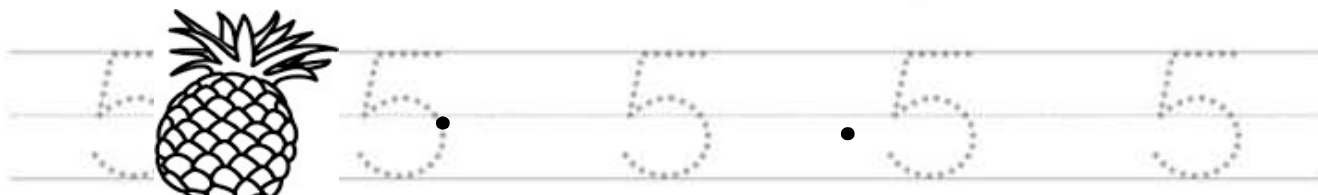
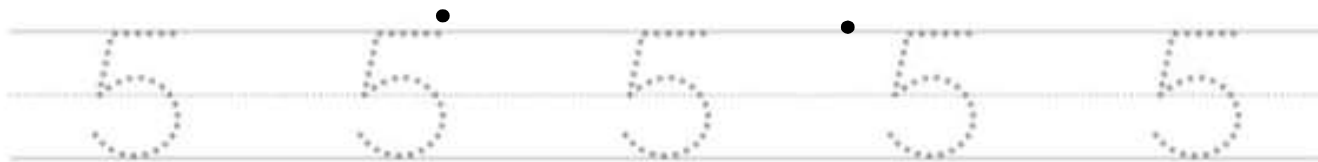
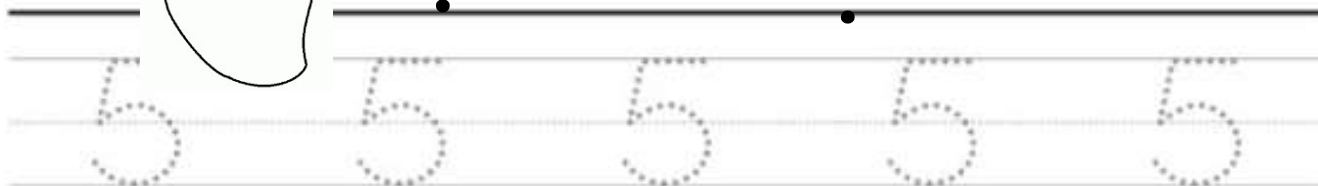



Trace the Number "5"


Name



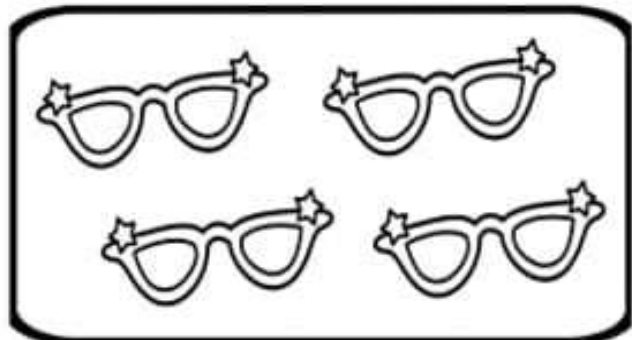
F



Count the objects and circle the correct number.




1 3 2



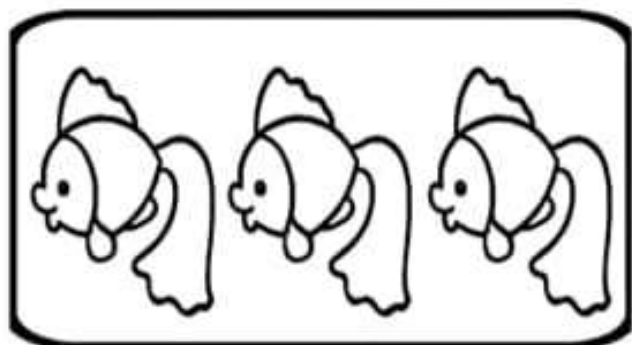
5 4 2



4 2 1




3 5 4



2 1 3

Colour the picture by given colour code below.



- 1-yellow 2-blue 3-pink 4-green
5-orange 6-red 7-purple



May your summer vacation
be a time of relaxation, adventure,
and cherished memories that will
last a lifetime